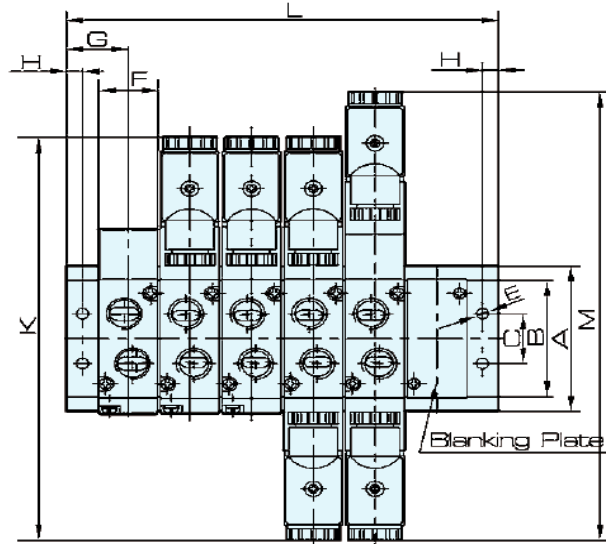
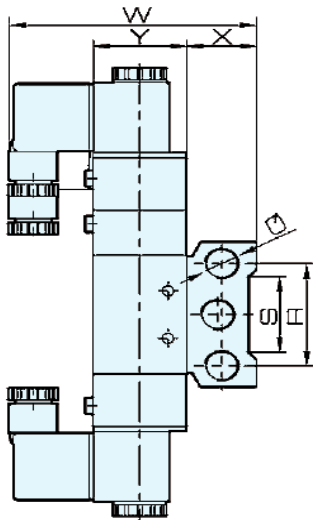



BLOCO MANIFOLD



MODELO	A	B	C	E	F	G	H	K	L	M	Q	R	S	W	X	Y
200M-n	59	50	21	4,3	22,2	23	6	170	$(n-1)*23+46$	189	1/4"	43	32	92,5	26	35
300M-n	75	64	26	4,5	27,3	27	6	189	$(n-1)*28+54$	208	3/8"	53	48	99	30	40
400M-n	98	94	32	5,5	34,3	31,5	7	222	$(n-1)*35+63$	243	1/2"	68	67	112	38	50

n : número de válvulas